

Securing Northeast Forest Carbon Program: *Primer on Forest Carbon & Forest Carbon Markets*

RI Land Trusts webinar, September 21, 2023



Charles Levesque, Executive Director
North East *State* Foresters Association
www.northeastforestcarbon.org

Securing Northeast Forest Carbon Program



Goal is to provide forestry professionals and landowners the latest info on forest carbon and forest carbon markets so landowners can make informed forest carbon decisions about their land – including whether to sell forest carbon – **FUNDED BY USDA FOREST SERVICE GRANT**

State leads for



- Connecticut – **Andrea Urbano**, Service Forester, CT Dept. of Energy and Environmental Protection – Andrea.Urbano@ct.gov
- Maine – **Donald Mansius**, Director of Forest Policy and Management Division, Maine Forest Service – Donald.J.Mansius@maine.gov
- Massachusetts – **Sean Mahoney**, MA DCR Markets and Utilization Forestry Program Director – sean.mahoney@mass.gov
- New Hampshire – **Matt Kelley**, Forestry Field Specialist, UNH Cooperative Extension – Matt.Kelly@unh.edu
- New York – **Molly Hassett**, Climate Forestry and Carbon Section Leader, NY DEC, Division of Lands and Forests – molly.hassett@dec.ny.gov
- Rhode Island – **Nancy Stairs**, Cooperative Forestry Program Supervisor, RI Dept of Environmental Management, Div. of Forest Environment – Nancy.Stairs@dem.ri.gov
- Vermont – **Alexandra Kosiba**, Climate Forester, VT Dept. of Forests, Parks and Recreation – Alexandra.Kosiba@vermont.gov



Securing Northeast Forest Carbon Program

Securing Northeast Forest Carbon Program is a project of the North East State Foresters Association funded through a grant from the USDA Forest Service

About this project



The Securing Northeast Forest Carbon Program is a cooperative effort among the State forestry offices in Connecticut, Maine, Massachusetts, New Hampshire, New York, Rhode Island and Vermont to secure as much of the private forest carbon in the northeast region as possible in a 3-year period (2021-2024). The focus is on working forestland carbon. Each State Forester's office has a forest carbon lead staffer and others will be trained as well in how to encourage private forest owners in the region to secure their forest carbon through carbon sales in the voluntary and compliance

www.northeastforestcarbon.org

Today's AGENDA

- Key Science Concepts on Forest Carbon
- Key Science Concepts of Carbon-Friendly and Climate Adaptation Forest Management
- Forest Carbon Markets Overview

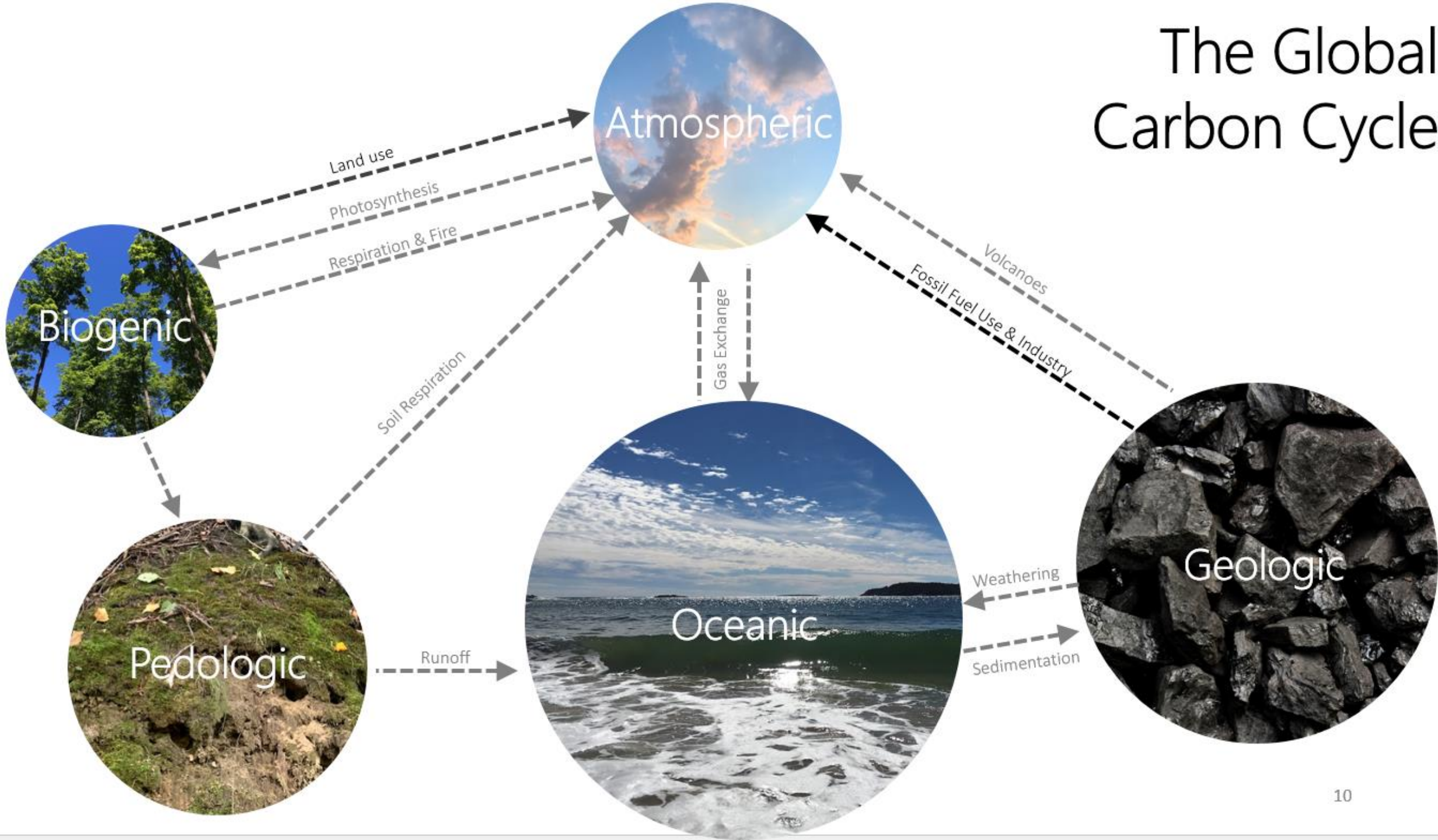
Science of Forest Carbon




Dr. Alexandra Kosiba, University of Vermont Extension Forester

The Science of Forest Carbon

The Global Carbon Cycle



The Greenhouse Effect



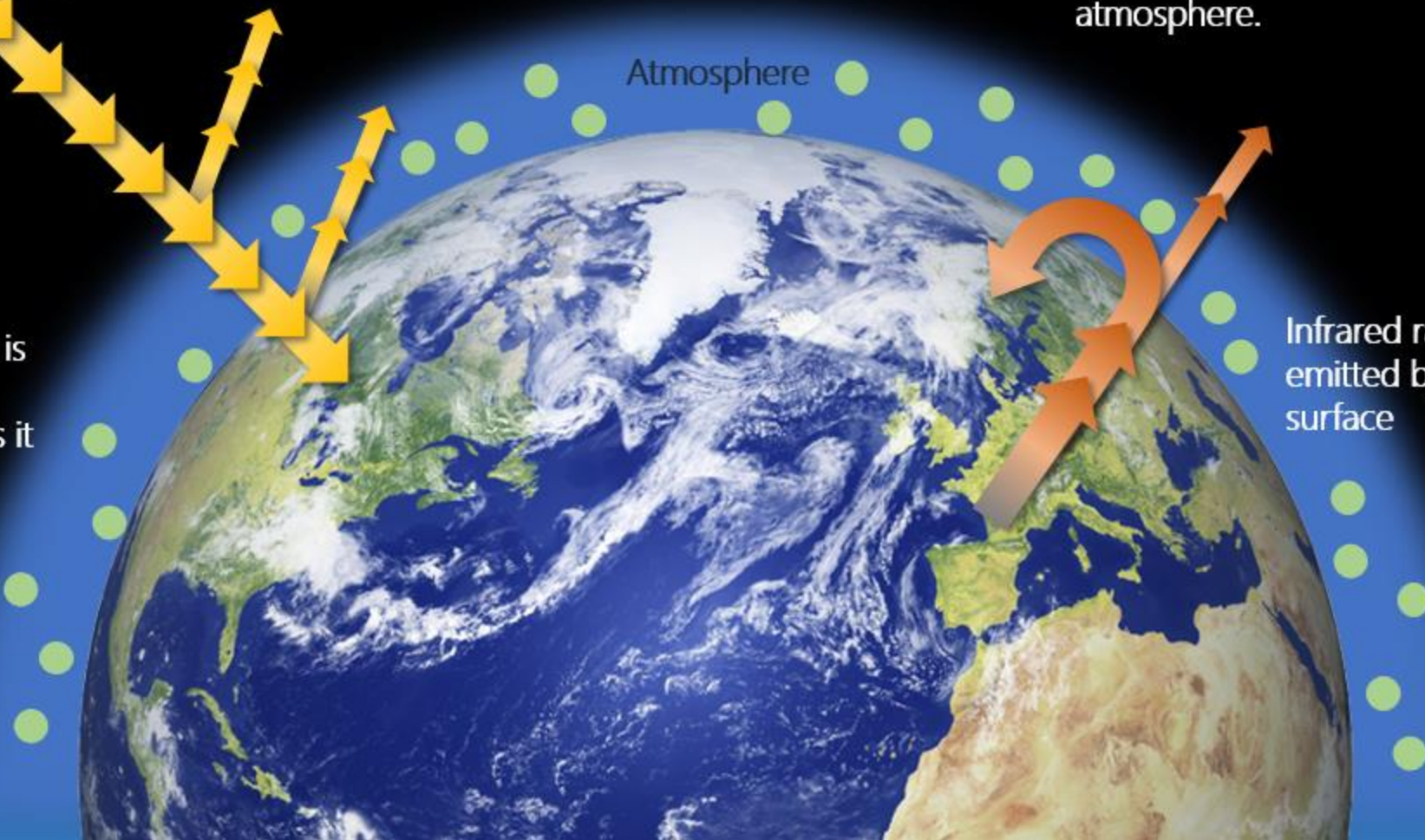
Some solar radiation is reflected by the atmosphere and Earth

Some solar radiation is absorbed by Earth's surface, which warms it

Some of the infrared radiation passes through the atmosphere. Some is absorbed by greenhouse gases and then re-emitted in all directions. The effect is to warm Earth's surface and lower atmosphere.

Atmosphere

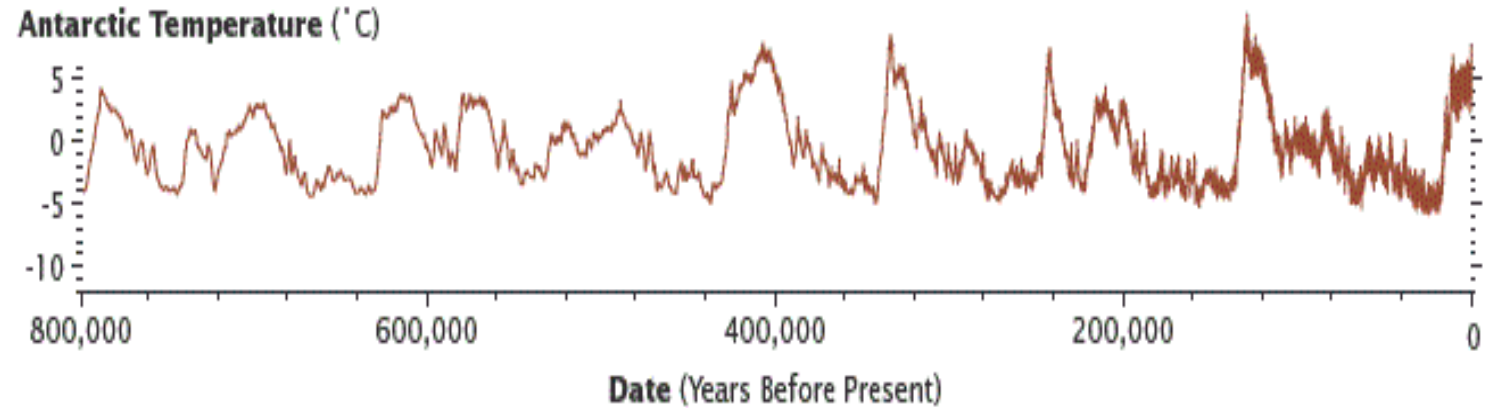
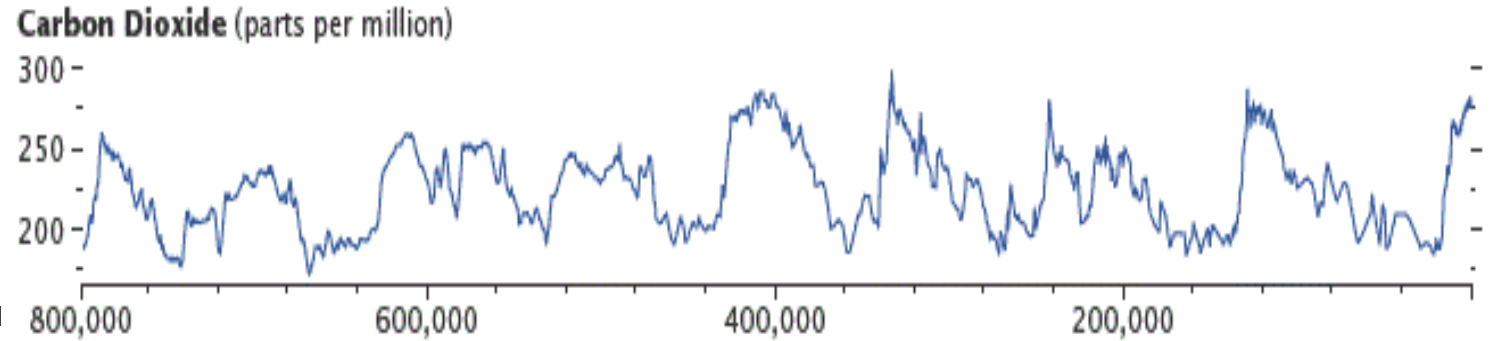
Infrared radiation is emitted by Earth's surface



Carbon released to the atmosphere has an affinity to form carbon dioxide (CO₂) which is a powerful greenhouse gas, trapping the Earth's energy



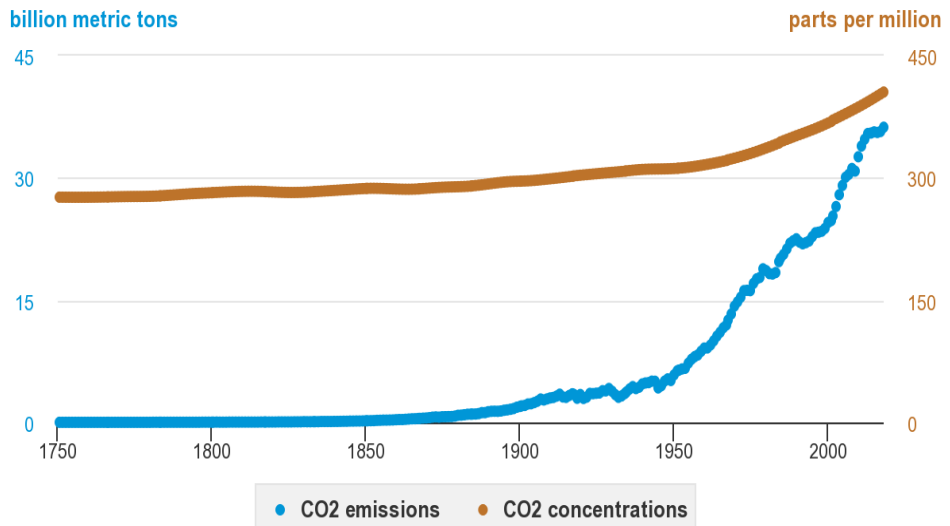
Atmospheric CO₂ concentrations are directly tied to global temperatures



Source: <https://www.feedbackreigns.net/evidence/temperature-co2/>



World carbon dioxide (CO₂) emissions from fossil fuel combustion and global atmospheric concentrations CO₂ (1751-2018)



Source: Oak Ridge National Laboratory, Carbon Dioxide Information Analysis Center, Scripps Institute of Oceanography CO₂ program, and the U.S. Energy Information Administration, International Energy Statistics, accessed December 7, 2020.



Quick Carbon Terminology Primer

Carbon storage

total amount of carbon in an entity (tree, acre of forest, cord of wood)

Synonyms: stock, density

Carbon sequestration

the process of taking CO₂ from the atmosphere and storing it

Synonyms: absorbed, took in, storage rate, change in storage

Carbon emissions

the opposite of sequestration (CO₂ release back to atmosphere)

Cellular respiration (metabolism, CO₂)

Decomposition (CO₂, CH₄)

Combustion (CO₂, CH₄)

Carbon sequestration + carbon emissions = carbon flux

the change in carbon storage

Negative flux = net sequestration = **carbon sink**

Positive flux = net emissions = **carbon source**

For easier comparisons, we convert carbon and other greenhouse gases to the same units = **carbon dioxide equivalent (CO₂e)**

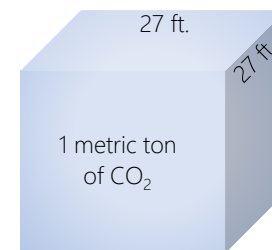
Helpful conversions

1 metric ton (Mt) = 1 Mg = 1000 Kg = 2,205 lbs

1 Mt C = 3.67 Mt carbon dioxide equivalent (CO₂e)

1 Mt C per ha = 1.49 Mt CO₂ per acre

Wood is ~50% carbon by dry weight




Average car



Emits 4.75 Mt CO₂e/year



Average Vermonter




Emits 15.6 Mt CO₂e/year



Average Acre of Forest



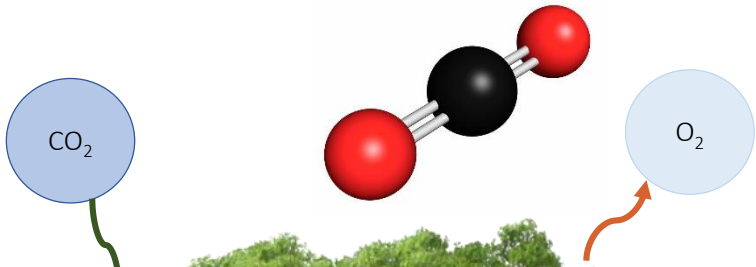
Sequesters 1.3 Mt CO₂e/year



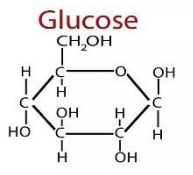
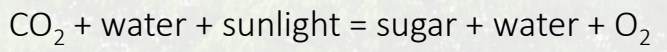

Cord of Firewood



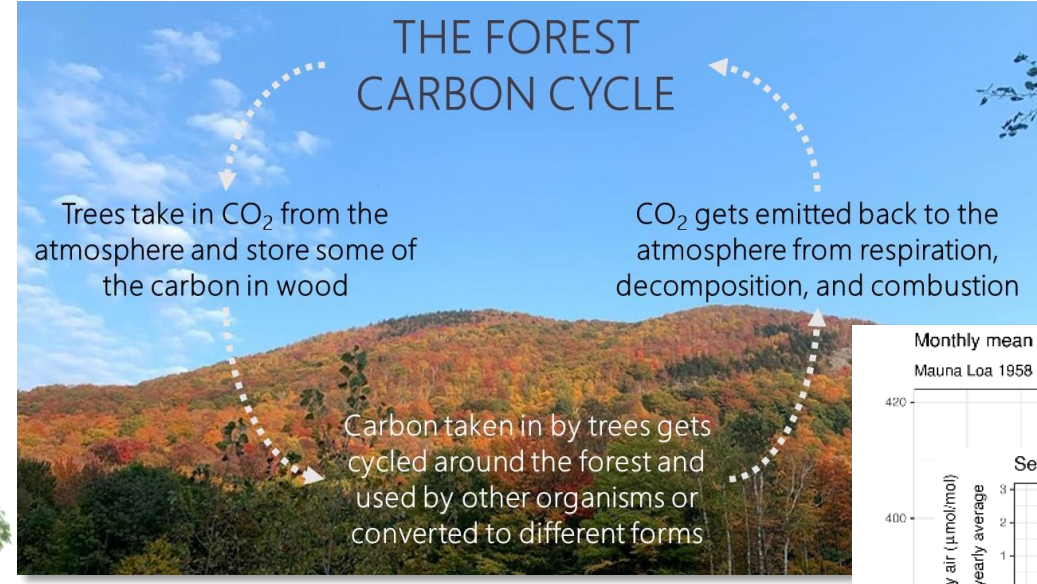
Contains 3.4 Mt CO₂e



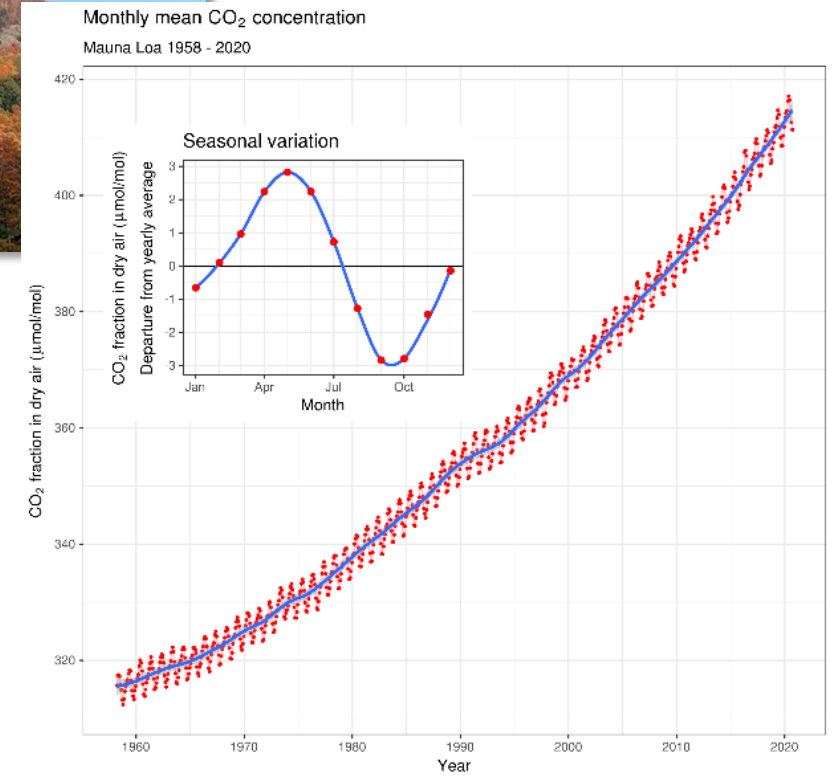
Trees can help mitigate climate change by sequestering CO₂ from the atmosphere and storing the carbon in wood and soil



Source: healthjade.com



HALF
of the dry weight of wood is carbon that was removed from the atmosphere by the growing tree



Data : Dr. Pear Teng, NOAA-ESRL (www.esr.noaa.gov/gmd/ccg/trends/), and Dr. Ralph Keeling, Scripps Institution of Oceanography (scrippsco2.ucsd.edu). Accessed 2020-10-31

Forests of the Northeast store the equivalent of ~54 years of the region's current annual GHG emissions

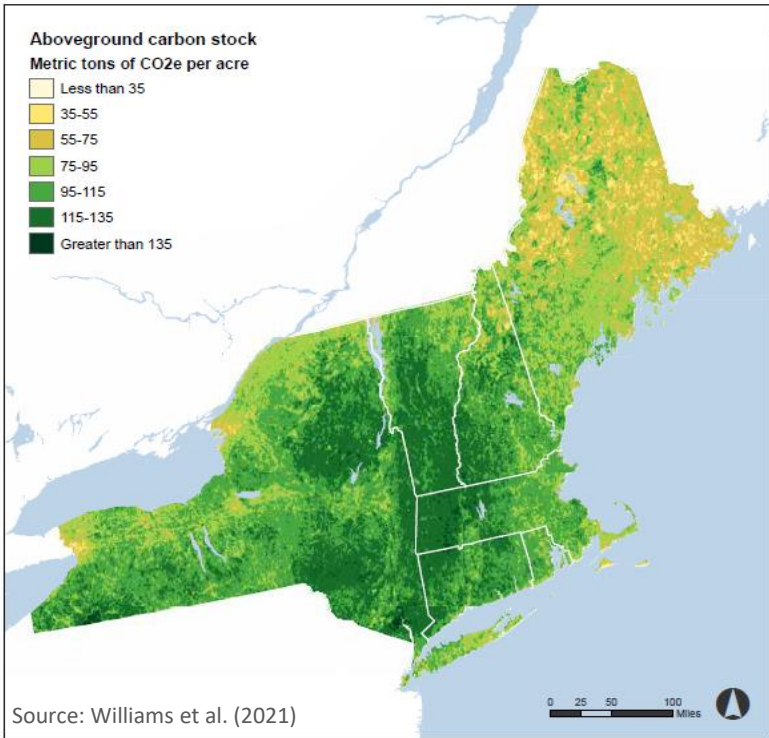
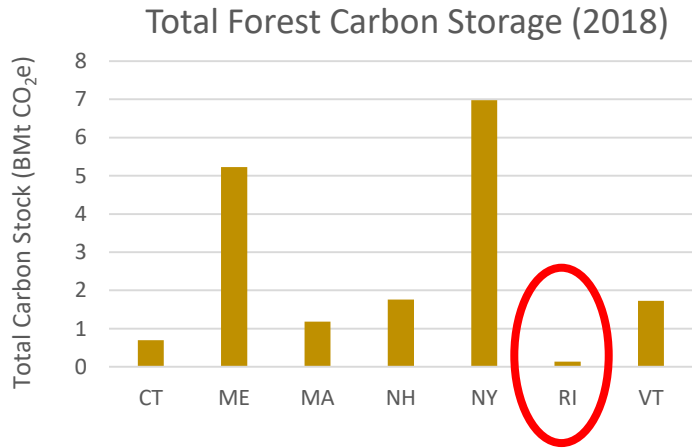
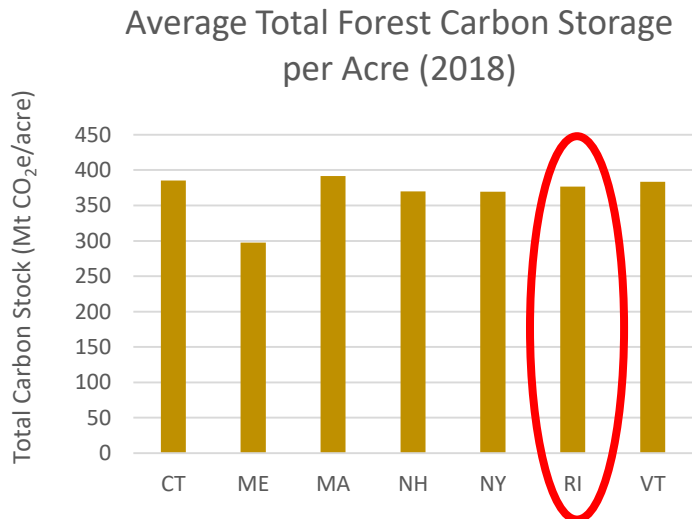


FIGURE 3. Above ground carbon stocks, expressed in metric tons of CO₂e per acre, smoothed from the original dataset with focal statistics that average over a 1 km x 1 km block. The highest value in the original, 30 m resolution map is 210 metric tons of CO₂e per acre.



As of 2020, the NE forests stored 17.5 billion Mt CO₂e



Or an average of 368 Mt CO₂e/acre

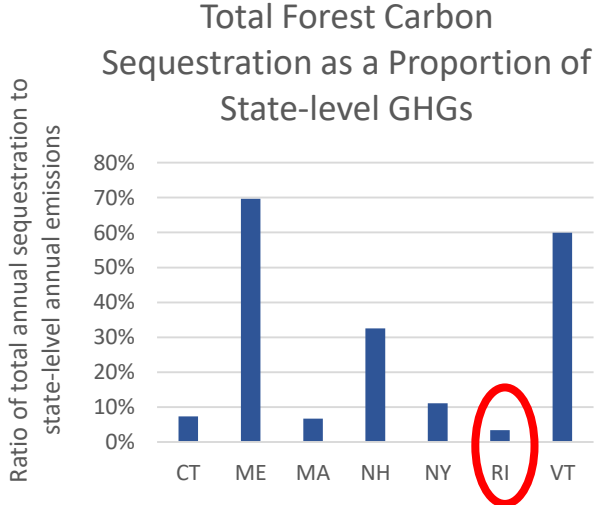
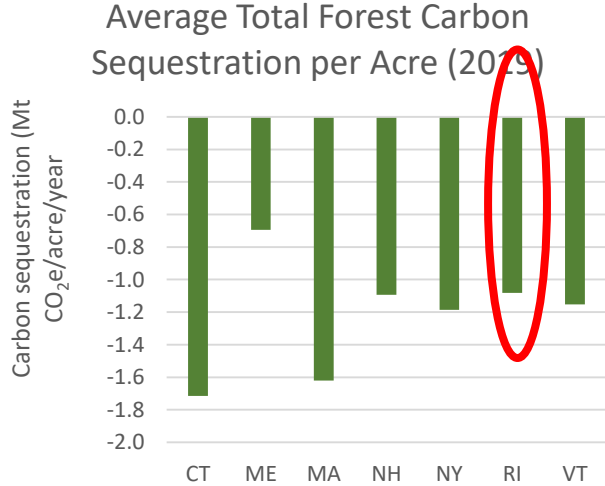
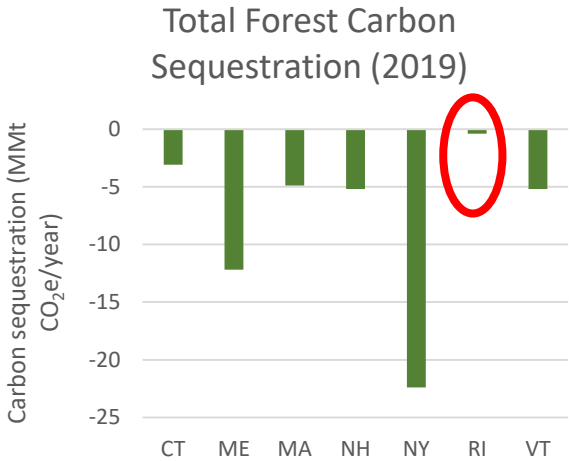
Carbon stock and flux data are for 2018, includes all forest carbon pools. Emissions data gathered per state and year varies; estimates are approximate. Carbon data source: Domke et al. 2020

Collectively, NE/NY Forests are a Carbon Sink

In 2019, NE forests sequestered -53 MMt CO₂e

Or an average of -1.2 Mt CO₂e per acre

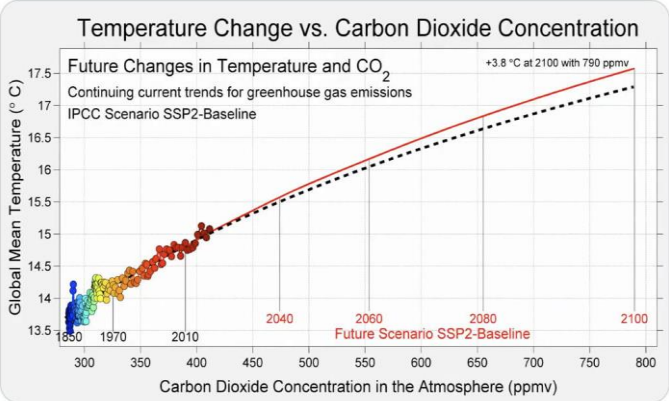
In doing so, they offset ~14% of the region's annual GHG emissions



Carbon stock and flux data are for 2018. Emissions data gathered per state and year varies; estimates are approximate. Carbon data source: Domke et al. 2020

Climate change itself poses a risk to the ability of forests to sequester and store carbon, and to keep it stored for long periods of time

Climate-resilient forests are the best path to ensure a long-term climate mitigation effect



Source: Berkeley Earth

- Increased mortality?
- More stressors?
- Altered growth rates?
- More disturbances?
- More insects and diseases?
- Faster decomposition rates?
- Regeneration failure?

“Resilience” means the capacity of forests to withstand and recover from climatic events, trends, and disruptions.

“Adaptation” means reducing the vulnerability and advancing resilience through enhancements to, or avoiding degradation of, forests.

Forest Insects and Climate Change
 Deepa S. Pureswaran, Alain Roques & Andrea Battisti
 Current Forestry Reports 4, 35–50 (2018) | Cite this article
 14k Accesses | 83 Citations | 72 Altmetric | Metrics

Widespread Increase of Tree Mortality Rates in the Western United States
 Science • 23 Jan 2009 • Vol 323, Issue 5913 • pp. 521–524 • DOI: 10.1126/science.1165000

A global overview of drought and heat-induced tree mortality reveals emerging climate change risks for forests
 Craig D. Allen, Alison K. Macalady, Haroun Chenhoussi, Dominique Bachelet, Nate McDowell, Michel Vennetier, Thomas Kitzberger, Andreas Rigling, David D. Breshears, E.H. (Ted) Hogg, Patrick Gonzalez, Rod Forsham, Zhen Zhang, Jorge Castro, Natalia Demidova, Jong-Hwan Lim, Gillian Allard, Steven W. Running, Neil Cobb

Climate variability drives recent tree mortality in Europe
 Mathias Neumann, Volker Mues, Adam Moreno, Hubert Hasenauer, Rupert Seidl
 First published: 17 April 2017 | https://doi.org/10.1111/gcb.13724 | Citations: 99

Forest disturbances under climate change
 Rupert Seidl, Dominik Thom, Markus Kitz, Dario Martin-Benito, Mikko Peltoniemi, Giorgio Vecchiato, Jan Wild, Davide Assol, Michal Petr, Juha Honkaniemi, Manfred J. Lexer, Yashrajy Tripathy, Paula Moreira, Miranar Sobhoda, Marek Fabrika, Thomas A. Nagel & Christopher P. O. Riitters

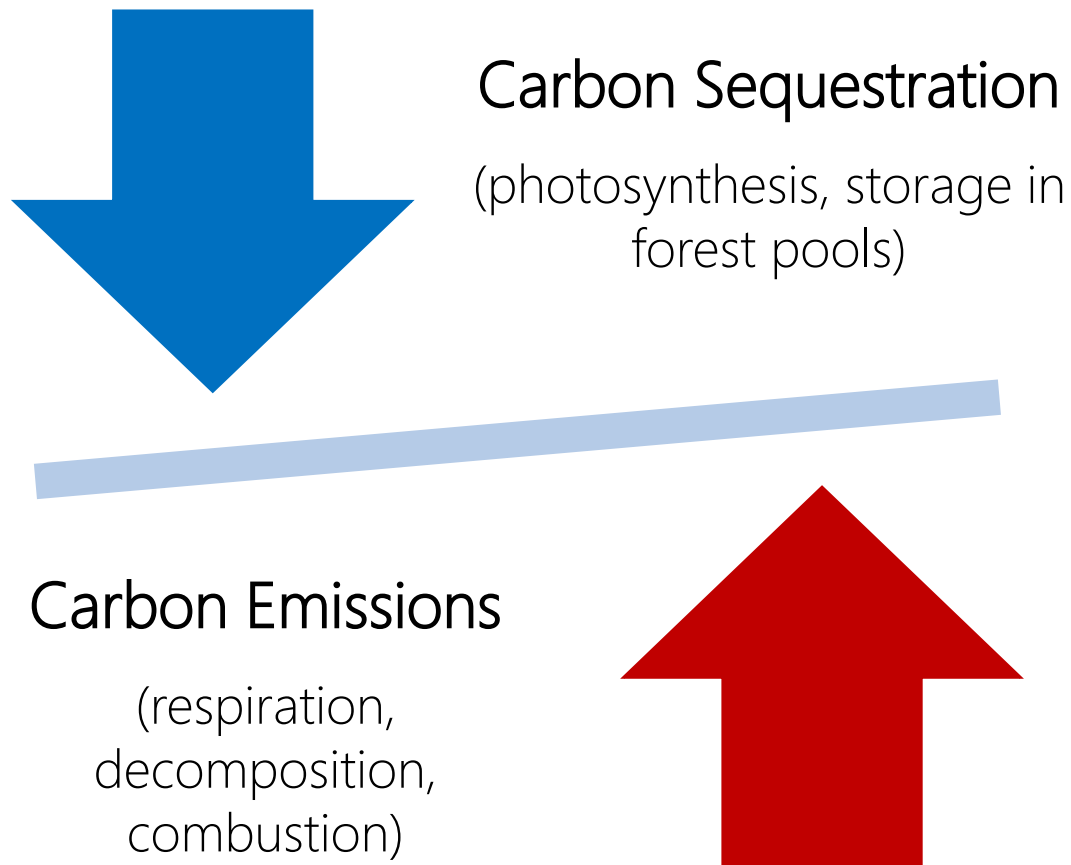
Tree mortality from drought, insects, and their interactions in a changing climate
 William R. L. Anderegg, Jeffrey A. Hicke, Rosie A. Fisher, Craig D. Allen, Julian Aukema, Barbara Bentz, Jeremy W. Lichstein, Alison K. Macalady, Nate McDowell, Yude Pan ... See all authors
 09 June 2015 | https://doi.org/10.1111/nph.13477 | Citations: 312

Unraveling the drivers of intensifying forest disturbance regimes in Europe
 Rupert Seidl, Mart-Jan Schelhaas, Manfred J. Lexer
 First published: 26 April 2011 | https://doi.org/10.1111/j.1365-2486.2011.02452.x | Citations: 301

Climatic stress increases forest fire severity across the western United States
 Rigmund Jonsson, Jonathan C. B. Nesmith, MaryBeth Keifer, Eric E. Knapp, Alan Flint, Lorraine Flint
 22 July 2013 | https://doi.org/10.1111/ele.12151 | Citations: 129

Hemlock Declines Rapidly with Hemlock Woolly Adelgid Infestation: Impacts on the Carbon Cycle of Southern Appalachian Forests
 April E. Nockolls, Nina Wurzbarger, Chelsea R. Ford, Ronald L. Hendrick, James M. Vose & Brian D. Kloeppel

Whether a forest is a sink or source of carbon depends on the balance between uptake and release



CLIMATE FACTORS

- Moisture
- Temperature
- Length of growing season

SITE FACTORS

- Nutrients, light, water
- Soil type, depth, pH, microbial community
- Tree density
- Disturbance, harvests
- Elevation, aspect

TREE FACTORS

- Species, genetics
- Age, size
- Vigor, condition

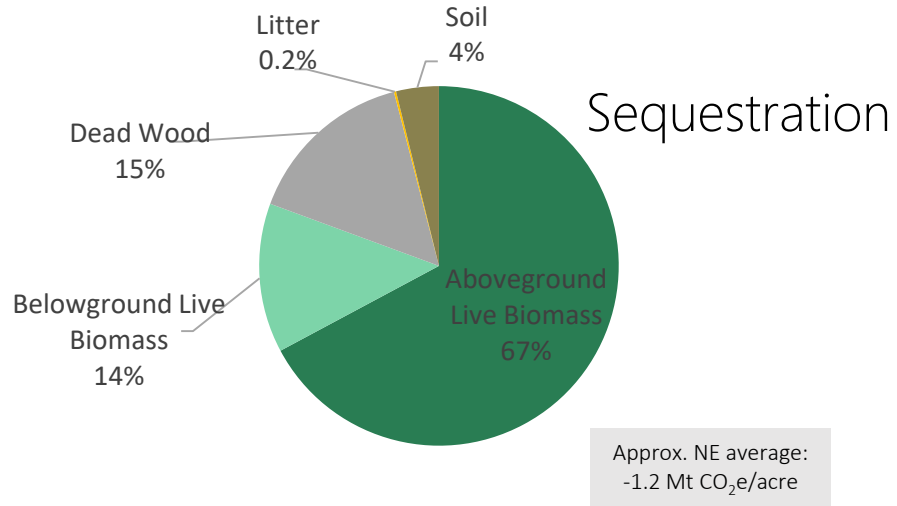
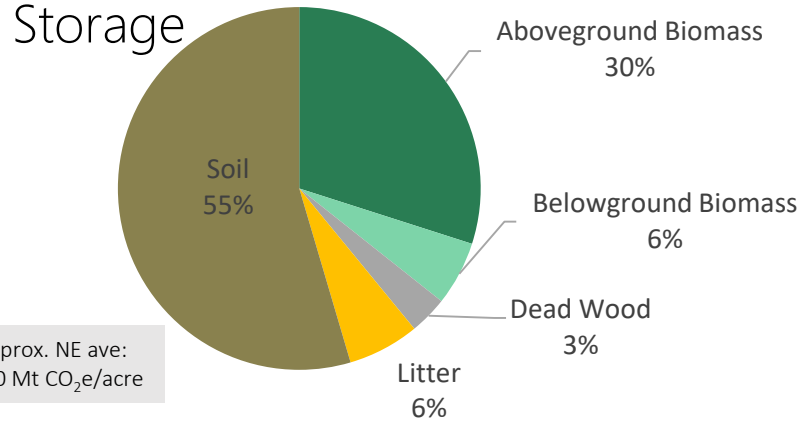
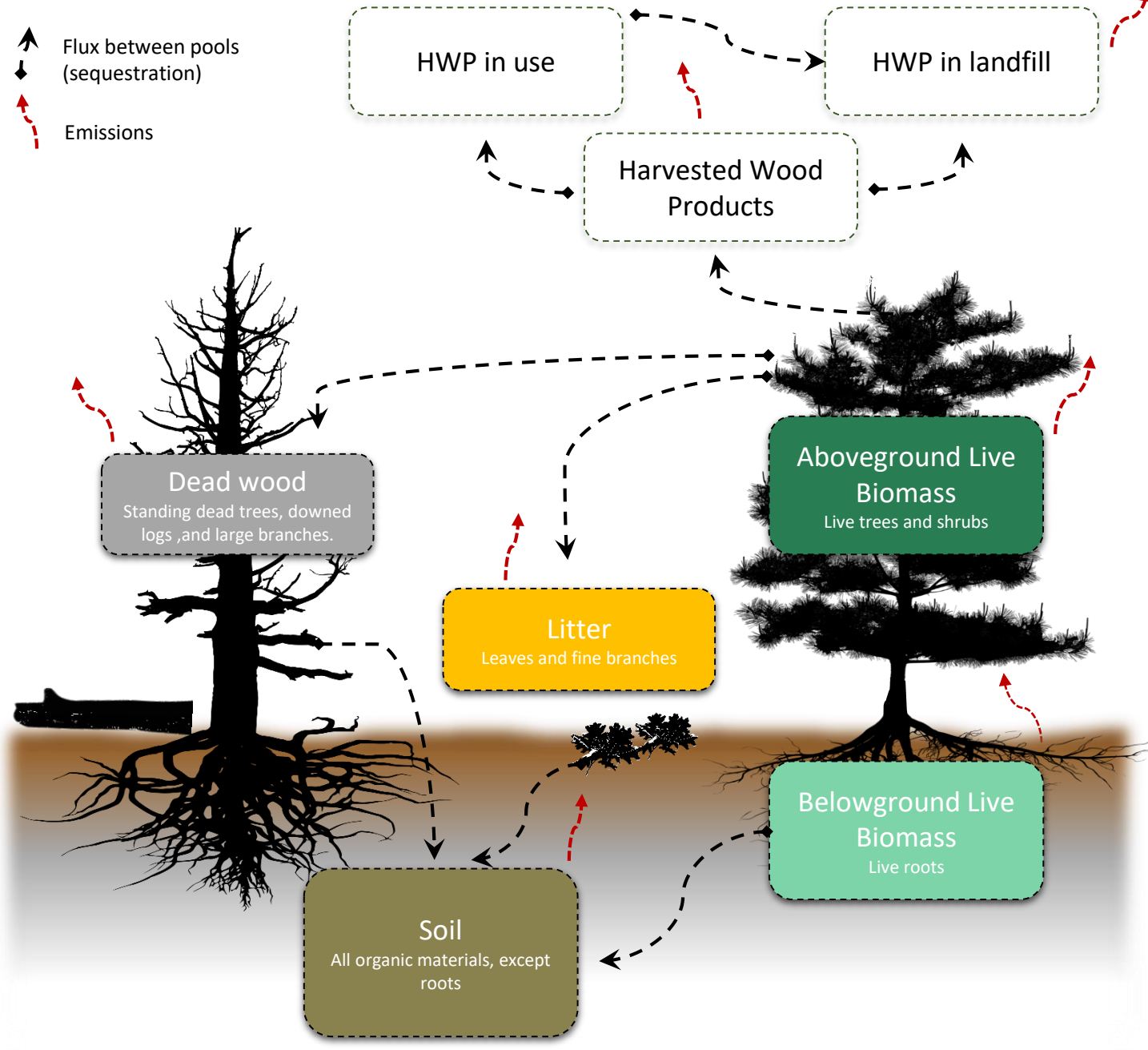


Not all forest stands are carbon sinks

Carbon sink
Sequestration > Emissions

Carbon source
Sequestration < Emissions

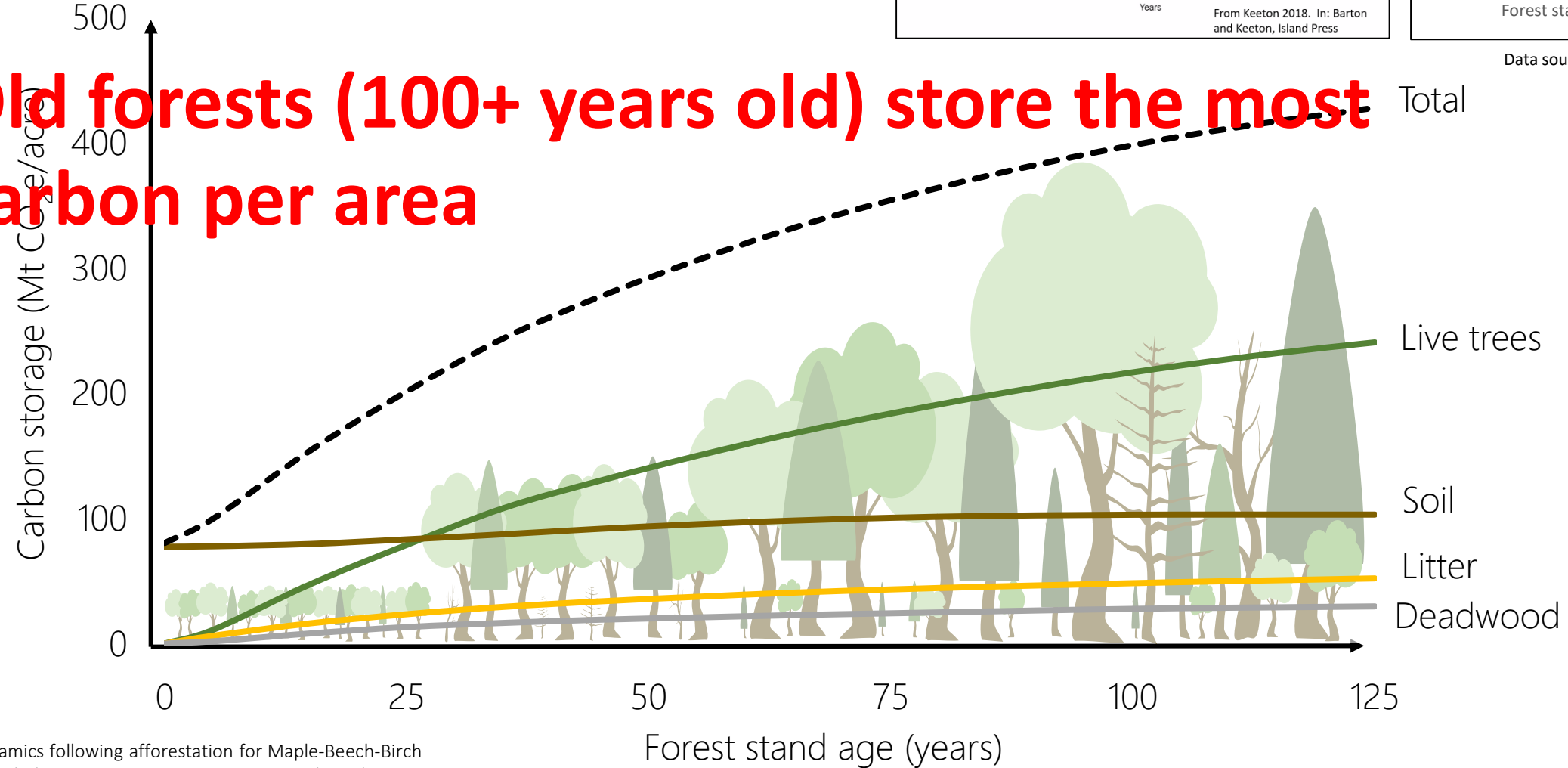
Forest carbon pools



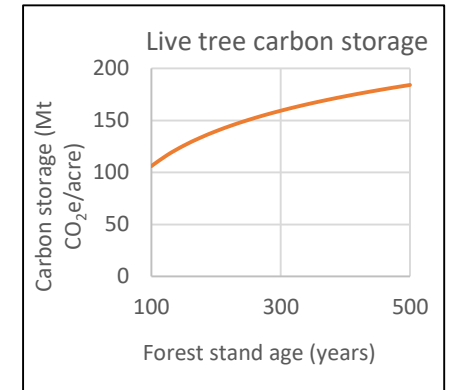
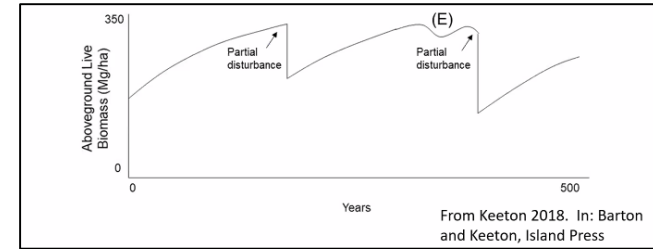
Data source: Domke et al. (2020)

Carbon storage varies over forest stand development

Old forests (100+ years old) store the most carbon per area



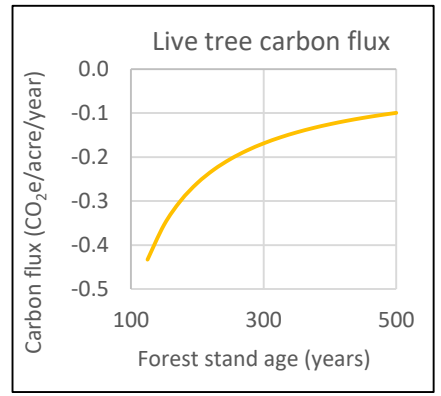
Carbon Data from Old Forests in the Northeast



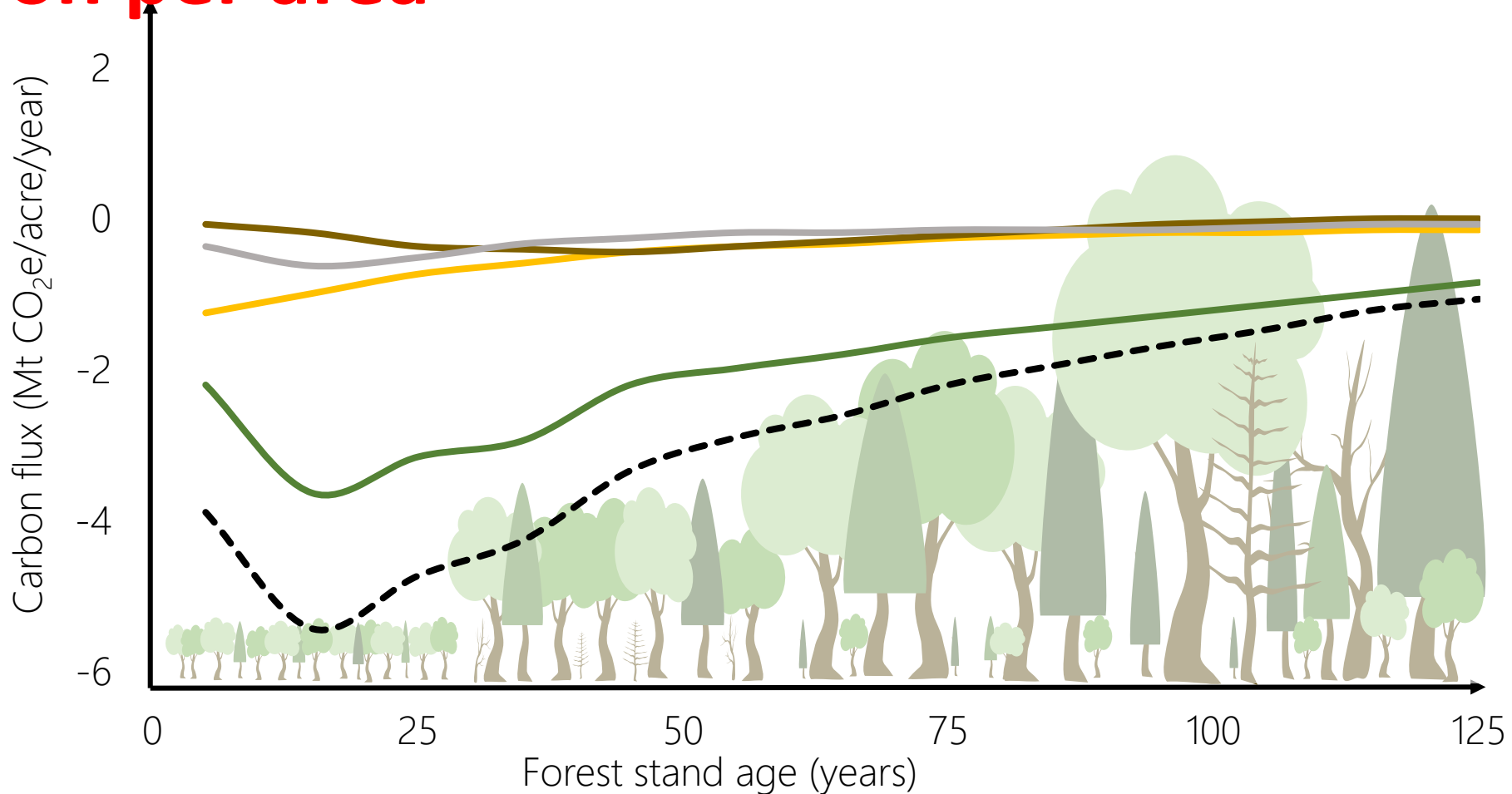
Data source: Keeton et al. 2011

Note: carbon dynamics following afforestation for Maple-Beech-Birch forest, does not include management. Data source: Smith et al. 2006.

Forests 25-70 years old sequester the most carbon per area

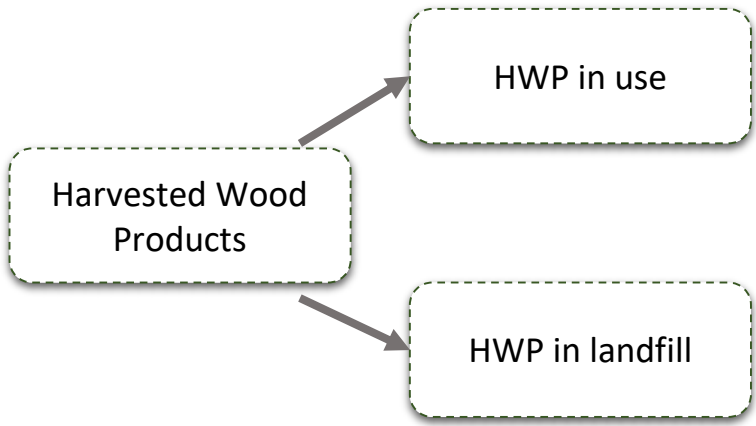


Data source: Keeton et al. 2011



- Soil
- Deadwood
- Litter
- Live trees
- Total

Note: carbon dynamics following afforestation for Maple-Beech-Birch forest, does not include management. Data source: Smith et al. 2006.



Forest Sector Carbon Cycle

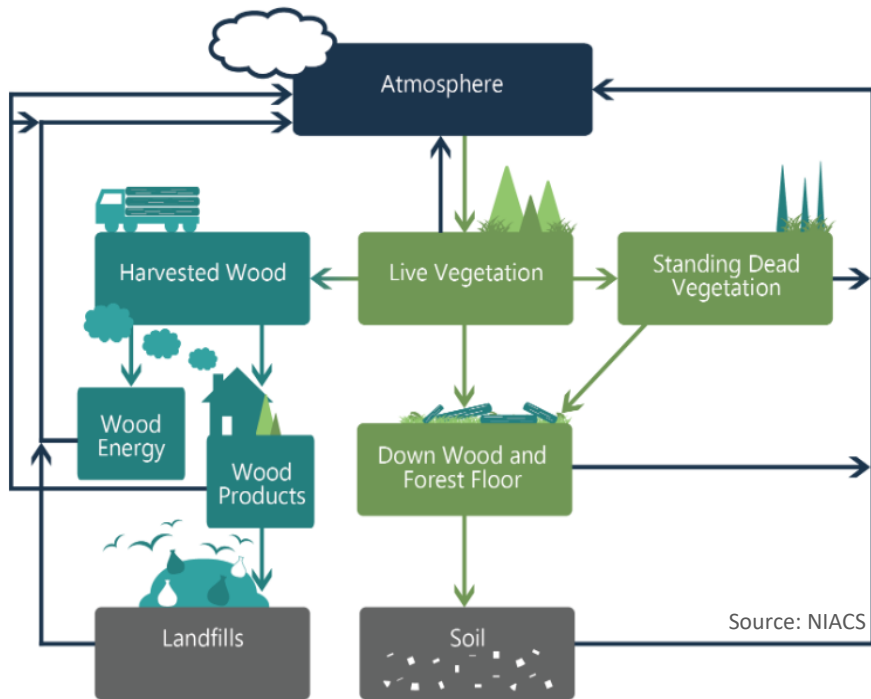
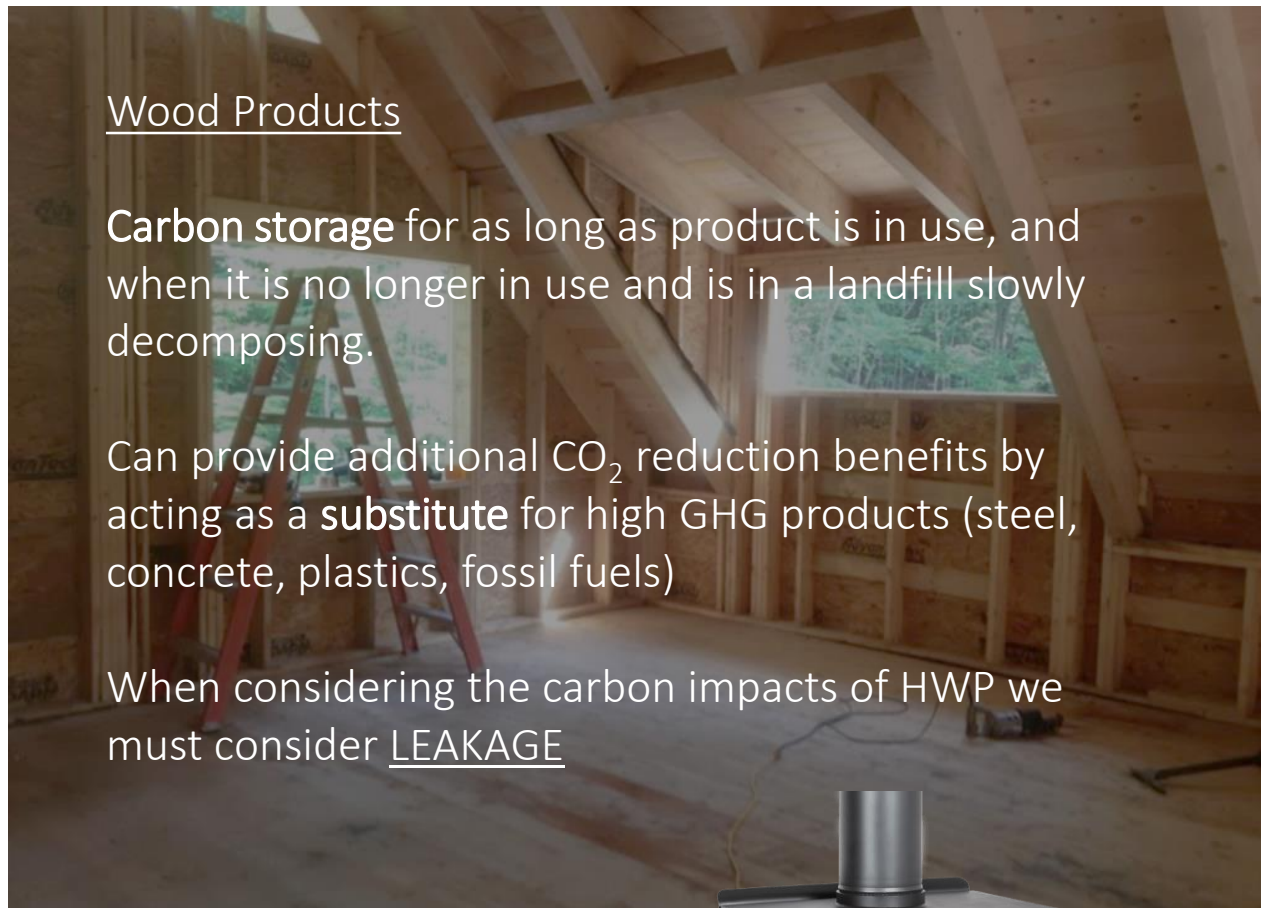


Figure: The forest sector carbon cycle includes forest carbon pools and carbon transfer between pools. Modified from Heath et al. (2) and United States Department of Agriculture (3).



Wood Products

Carbon storage for as long as product is in use, and when it is no longer in use and is in a landfill slowly decomposing.

Can provide additional CO₂ reduction benefits by acting as a **substitute** for high GHG products (steel, concrete, plastics, fossil fuels)

When considering the carbon impacts of HWP we must consider LEAKAGE



Science of Carbon-Friendly and Climate Adaptation Forest Management

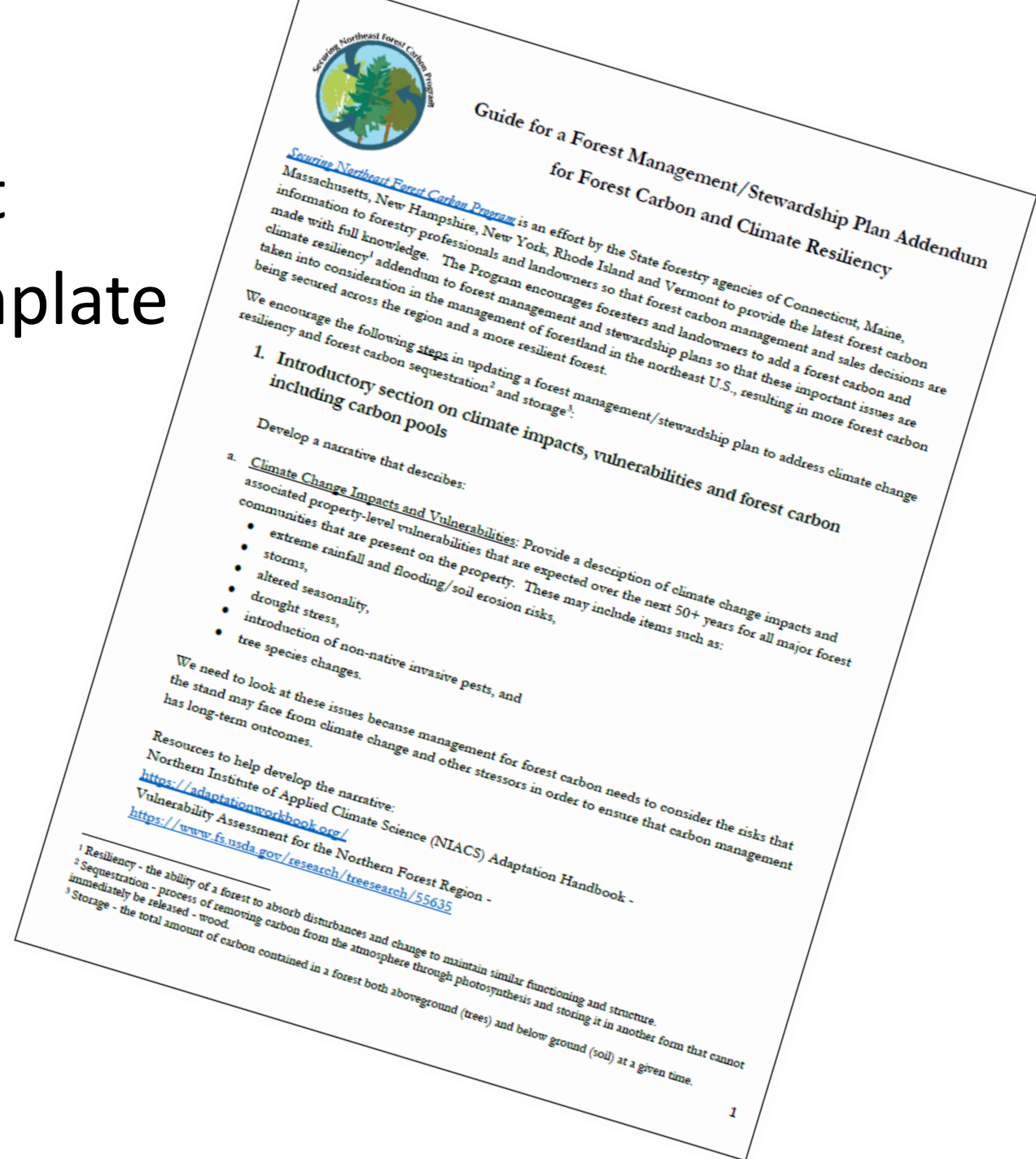
Some key forest management methods to increase carbon sequestration and storage:

- Avoid forest loss
- Establish reserves – permanent or temporary
- Extend forest rotations: from regeneration to harvest. Partial harvest best.
- Careful forest thinning to increase growth rates
- Increase areas with younger forests (but not by clearing really old forests)
- Retain some big trees

Some key forest management methods to increase carbon sequestration and storage (cont.):

- Increase stocking in forest areas that are not dense or reforest areas with no trees
- Increase tree species diversity so there is a tree to fill all niches
- Make sure you limit damage to remaining trees when harvesting
- Protect soil during harvesting
- Get as much timber harvested into durable wood products – boards and timbers
- Reduce emissions from the forest products harvesting supply chain – the machines that get the timber from the woods to the mill

Forest Management Plan addendum template

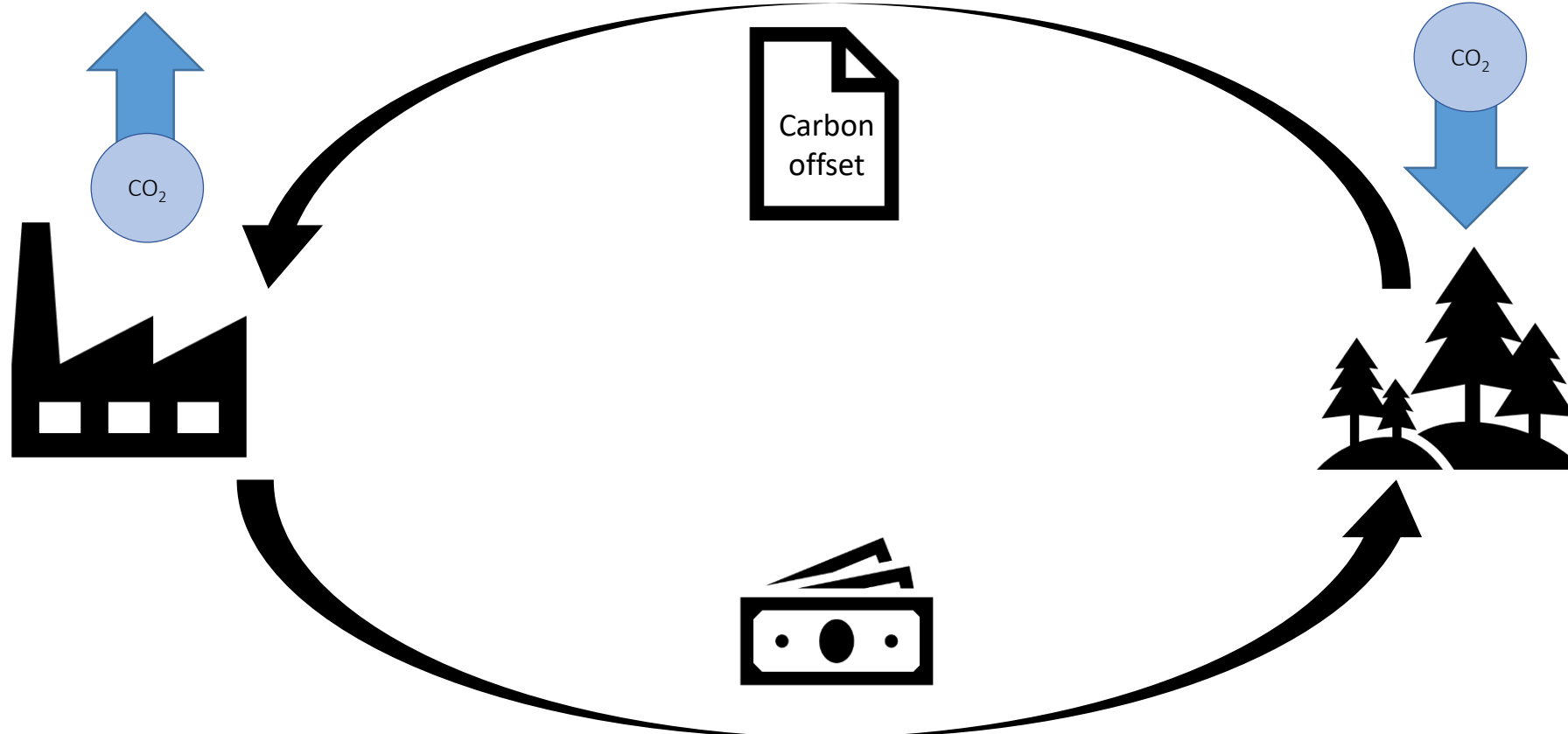


Forest Carbon Markets Overview

What is the purpose of forest carbon offsets?

Allows entities to reduce emissions more quickly than they could otherwise by purchasing offsets where carbon is actively being sequestered or emissions avoided

Helps to finance forest management, restoration, conservation, tree planting, and other activities



Currently, there are three categories of actions for forest carbon offsets

1

↓
Afforestation/
Reforestation (A/R)

Carbon offsets are generated through the carbon storage of newly planted trees
Can be either on non-forested sites (afforestation) or to reestablish forests (reforestation)

2

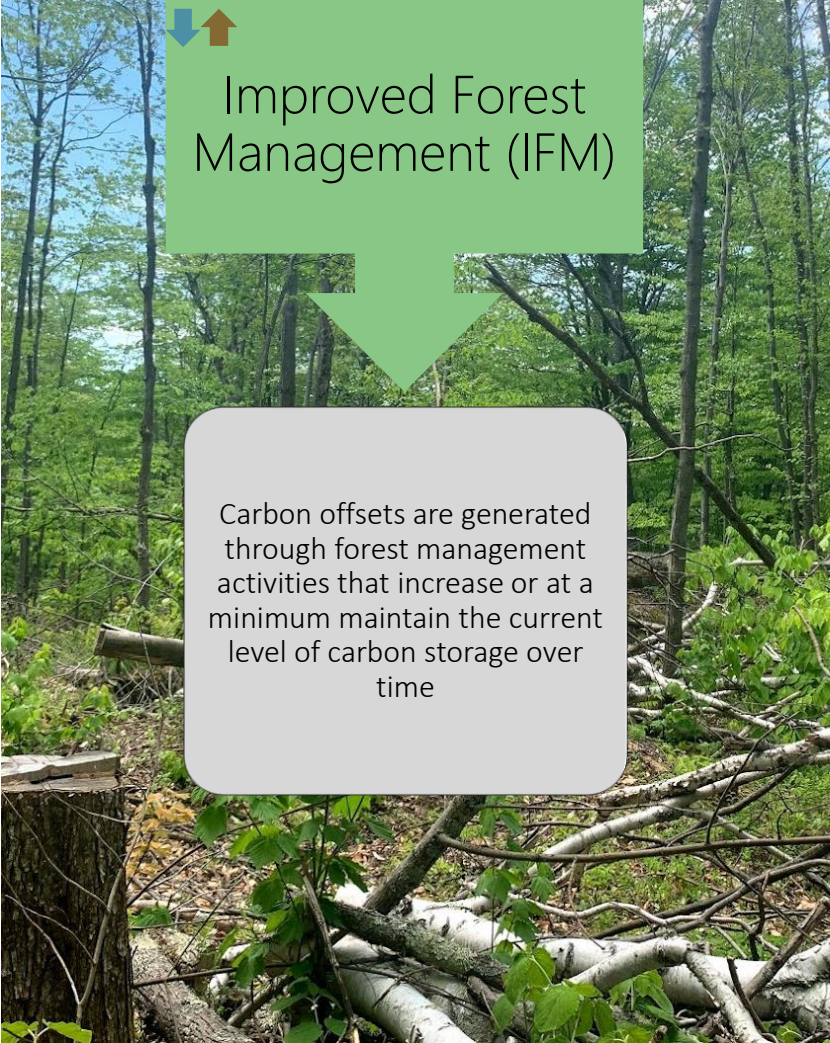
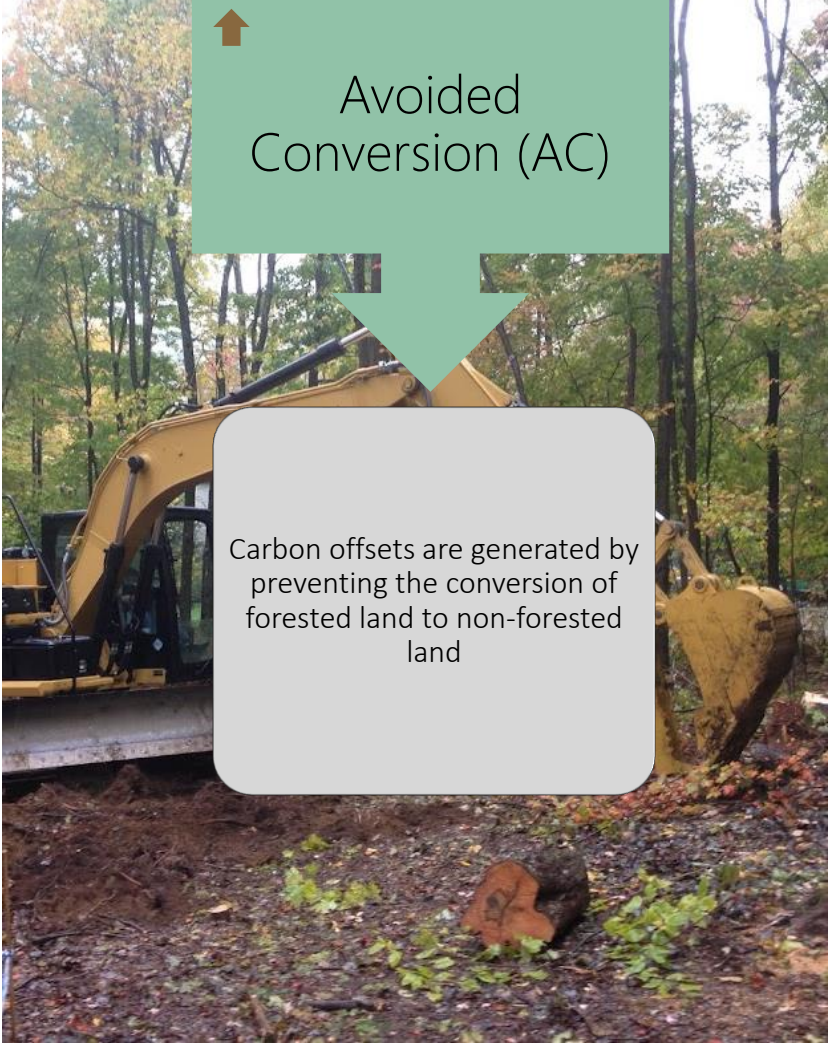
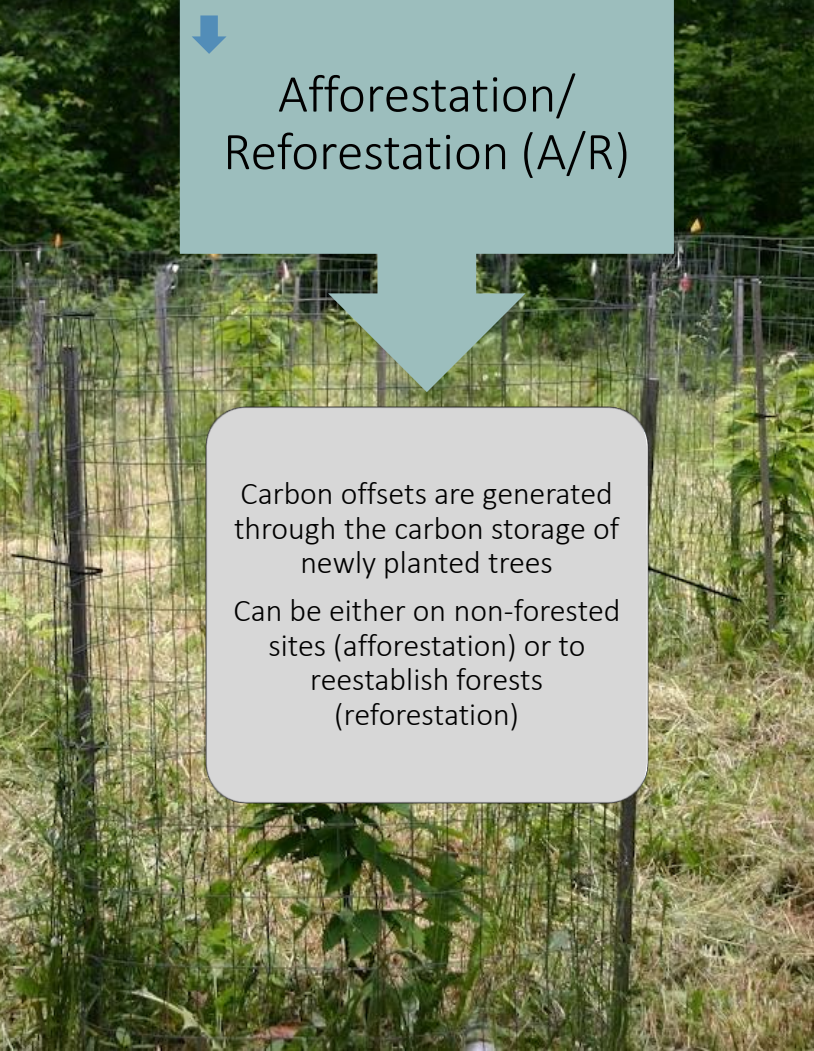
↑
Avoided
Conversion (AC)

Carbon offsets are generated by preventing the conversion of forested land to non-forested land


3

↕
Improved Forest
Management (IFM)

Carbon offsets are generated through forest management activities that increase or at a minimum maintain the current level of carbon storage over time



Carbon market terminology



Two Types of Carbon Markets

- Required by law in some states
- Regulated transaction of offsets
- Centralized market, registry, and standard
- Set offset price
- Emitters are required to reduce their emissions but can either buy allowances from other regulated emitters or carbon offsets
- Allowances decline over time for gradual reductions in emissions



100 years +
commitment



The Regional Greenhouse Gas Initiative
an initiative of Eastern States of the US



Forest offsets are allowed, but to date, no enrolled forest projects



- Not required by law
- Not regulated
- No centralized market or registry
- No requirement for the use of a registry or standard
- No set offset price, depends on what buyers will pay
- Open to everyone: individuals, companies
- No requirement for buyers to reduce emissions over time

Carbon
markets

40 years +/-
commitment

How much does it cost to buy a forest carbon offset?

Price is set by the market



Current price ceiling \$72/Mt CO₂e

Current prices is \$30+/Mt CO₂e



Voluntary reporting by brokers and buyers
Price is determined by what buyers will pay

Current selling price >\$6/Mt CO₂e

Varies by type of offset

Some forest offsets in NE anecdotally selling for >\$20

Forest offsets are allowed, but to date, no enrolled forest projects

The Regional Greenhouse Gas Initiative
an initiative of Eastern States of the US

Carbon markets

	2019			2020			2021 (through August)				
	Volume (MCO ₂ e)	Price per ton (USD)	Value (USD)	Volume (MCO ₂ e)	Volume % Change from Prior Year	Price per ton (USD)	Value (USD)	Volume (MCO ₂ e)	Volume % Change from Prior Year	Price per ton (USD)	Value (USD)
FORESTRY AND LAND USE	36.7	\$4.33	\$159.1M	48.1	30.9%	\$5.60	\$269.4M	115.0	139.4%	\$4.73	\$544.0M
RENEWABLE ENERGY	42.4	\$1.42	\$60.1M	80.3	89.4%	\$0.87	\$70.1M	80.0	-0.3%	\$1.10	\$88.4M
ENERGY EFFICIENCY/ FUEL SWITCHING	3.1	\$3.87	\$11.9M	31.4	921.0%	\$1.03	\$32.3M	16.1	-48.9%	\$1.57	\$24.2M
AGRICULTURE	-	-	-	0.3	-	\$9.23	\$2.8M	3.4	876.8%	\$1.36	\$4.6M

Source: Ecosystem Marketplace, a Forest Trends Initiative.



CA Air Resources Board compliance carbon offset
market – estimated 2022 value = \$3.7 billion

Voluntary carbon offset market – estimated 2022
value = \$2.5 billion

2020 voluntary market – \$520 million

2021 voluntary market – nearly \$2 billion

Carbon Registries

- Carbon projects are registered and tracked through carbon registries that monitor offset trading and retirement
- Registries have specific protocols for developing, verifying, and selling carbon offsets that must be adhered to
- Registries are not required in the voluntary market, but help buyers trust the integrity of the offset

ARB



RGGI



CAR




ACR



VCS



Projects must follow detailed methods that have been approved by the registry and open to public comment



Not just forests – there are methods for a range of project types



Registries allow the public to view carbon projects, documentation, and offsets traded

Project ID	ARB ID	Project Developer	Project Name	Project WB	Project Type	Voluntary Status	ARB Status	Project Site Location	Project Site State	Project Site Country
ACR284	CAFR5235	Massachusetts Audubon Society, Inc.	Finite Carbon - Massachusetts Audubon Society IFM		Forest Carbon	N/A	Listed - Active ARB Project	Berkshire, Hampshire, Franklin, Worcester Counties in Commonwealth of Massachusetts	MASSACHUSETTS	US
ACR376	NA	Blue Source	Blue Source - Massachusetts Tri-City Improved Forest Management Project	SCS Global Services (Scientific Certification Systems)	Forest Carbon	Registered	Not ARB Eligible	Hampden and Tolland Counties, Massachusetts	MASSACHUSETTS	US

Carbon Developers

➤ private or non-profit company that helps a landowner develop a project and sell offsets

Larger forestlands



For larger forestlands, projects may be able to enroll under California ARB market/registry or in voluntary market registries (e.g., ACR)

*not exhaustive; there may be newer developers or developers for specific types of projects there are not included here

Smaller forestlands



Approved under California's ARB market/registry



Approved under ACR registry



Independent market, registry, and developer
In process of approval with VCS registry



In process of approval with VCS registry

Urban Forests



For more information and links to these developers, see www.northeastforestcarbon.org

Current Offset Programs for Smaller Landowners



Forest Carbon Works

- 40+ acres
- 100-year commitment (CA compliance market)
- Similar to large project, but reduces costs with inventory approach



CORE Carbon (Finite Carbon)

- 40-5,000 acres
- 40-year commitment
- Use FIA plots and sub-sampling to reduce costs



Family Forest Carbon Program

- Payment for carbon-friendly forest management practices
- 30 - 2,400 acres
- 20-year commitment
- Monitors practices on each property; carbon on a sub-set, compare to FIA
- Awaiting acceptance in VCS registry
- Plan to launch in some parts of NE region this spring

??



??

NCX: Natural Capital Exchange

- 1-year deferred harvest, unique methods
- 'Harvest deferral credits' = 1/3 of a traditional offset
- No acreage threshold
- 1-year commitment
- Independent marketplace for buying/selling credits, awaiting acceptance in VSC registry

Forest Carbon Developers and Programs Operating in the U.S.

Developer/Program	Website	Registry standard(s) ¹	Landowner Commitment	Min. Parcel Size
American Forest Foundation & The Nature Conservancy – Family Forest Carbon Program	https://www.familyforestcarbon.org	VCS	10-20-year minimum	30-2,400 acres
Limited states: PA, WV, MD with some northeast states to be added in 2022				
Blue Source	http://www.bluesource.com	ACR, VCS, CAR, ARB	40 or 100 years	3,000+ acres
EP Carbon	http://www.epcarbon.com	ACR, VCS, CAR, ARB	40 or 100 years	5,000+ acres
Finite Carbon	https://finitecarbon.com	ACR, ARB	40 or 100 years	2,000+ acres
Finite Carbon – Core Carbon Program	https://corecarbon.com	ACR	40 years	40-5,000 acres
Forest Carbon Works	https://forestcarbonworks.org	ARB	100+ years	40+ acres
Forest Carbon Partners	https://newforests.com.au/forests-carbon-partners/	ARB	100 years	2,000+ acres
Green Assets	http://www.green-assets.com	ARB	100 years	10,000+ acres
NCX – Natural Capital Exchange	https://www.ncx.com	RISE	1 year	None
Ostrom Climate	http://www.ostromclimate.com	BCCR, ACR	40 years	2,000+ acres
SIG Carbon	https://www.sigcarbon.com/	ACR, ARB, CAR, VCS	40 or 100 years	100+/- (aggregator)
The Climate Trust	http://climatetrust.org	ACR, ARB	40 or 100 years	2,000+ acres
The Nature Conservancy & Blue Source – Working Woodlands	https://www.nature.org/en-us/about-us/where-we-work/united-states/working-woodlands	VCS	40 years	2000+ acres

Key Requirements for Carbon Offsets

Real

Additional

Verifiable

Permanent

Enforceable

Because a carbon offset

- 1) Is not a physical object that is bought and sold
- 2) Is used to offset actual emissions made elsewhere

Measuring, tracking, and evaluating forest carbon must adhere to strict criteria

Two types of leakage

Activity-shifting leakage:

Carbon project results in an increase in harvest on another property owned by the landowner

- In all programs, must enroll or at least declare all other properties owned

Market leakage:

Carbon project results in an increase in harvest on another property or location

- Varies by program, most require % of offsets for leakage deduction based on reduction in harvest



Period	Baseline wood products summed over 20-yr crediting period (tons CO ₂)	Project wood products summed over 20-yr crediting period (tons CO ₂)	Project decrease in wood products relative to baseline (%)	Applicable leakage factor (%)
2017-2037	340,725	22,603	-93%	40%

Example of market leakage deduction for MA Tri-City Carbon Project

- 13,536-acre project in cities of Westfield, Holyoke, and West Springfield

New: The Core Carbon Principles Assessment Framework

[Click here to read more about the Assessment Framework](#)

A high-integrity voluntary carbon market is a key complementary tool to reduce and remove emissions above and beyond what would otherwise be possible and to channel finance towards climate resilient development.

Who We Are⁵

The Integrity Council for the Voluntary Carbon Market (Integrity Council) is an independent governance body for the voluntary carbon market.

What We Do⁵

We will set and enforce a definitive global threshold, drawing on the best science and expertise available, so high-quality carbon credits efficiently mobilize finance towards urgent mitigation and climate resilient development.

Encourage landowners to engage with developers before entering a program

Example questions a landowner may want to ask before entering a carbon program

What types of management activities are allowed?

How is verification done?

Does the contract stay with the property if I sell?

What happens if I need to exit the contract early?

What happens if there is a natural disturbance on the property?

Is salvage harvesting allowed?

Are harvest wood product carbon stocks included?

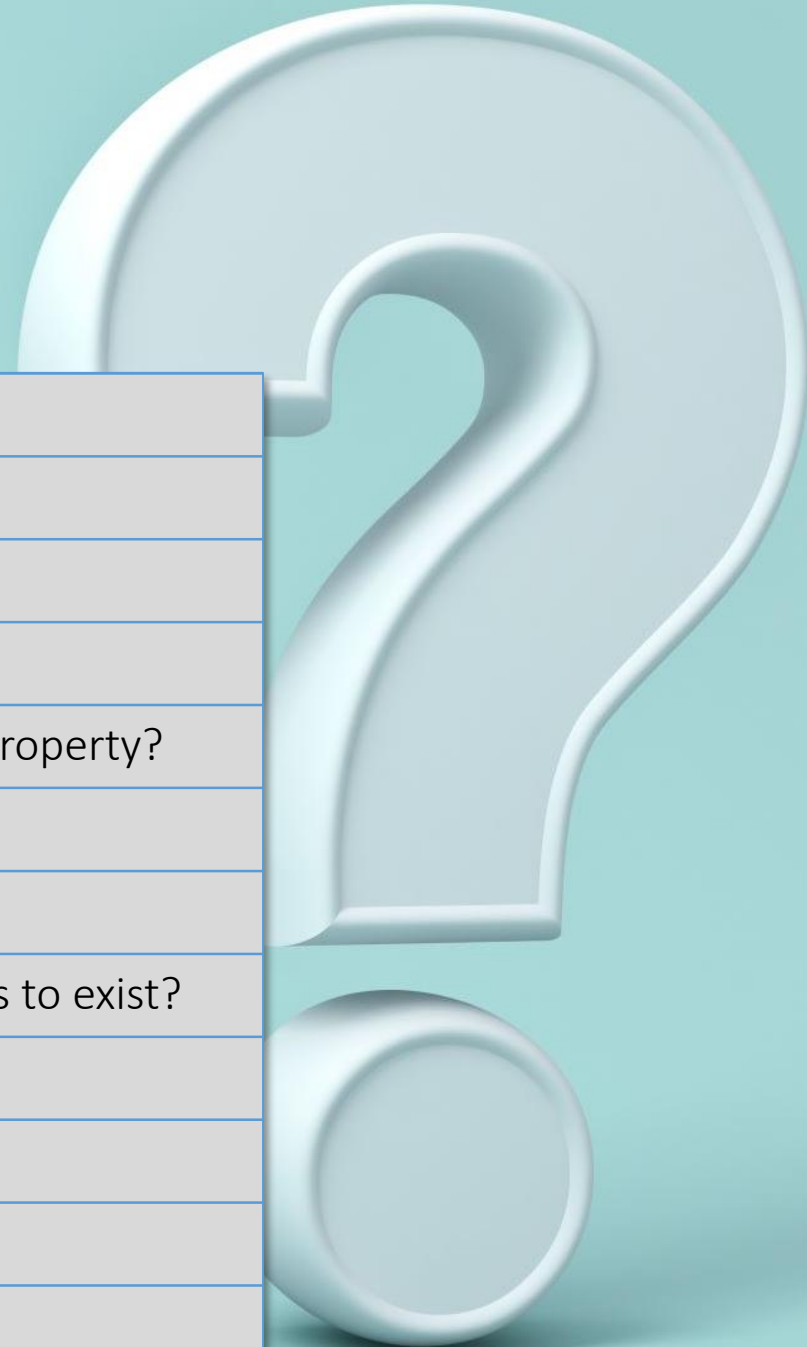
What happens if the developer goes bankrupt or ceases to exist?

What is the payment schedule?

What is the expected revenue for my land?

How do you assure the integrity of carbon offsets?

Who buys the offsets?





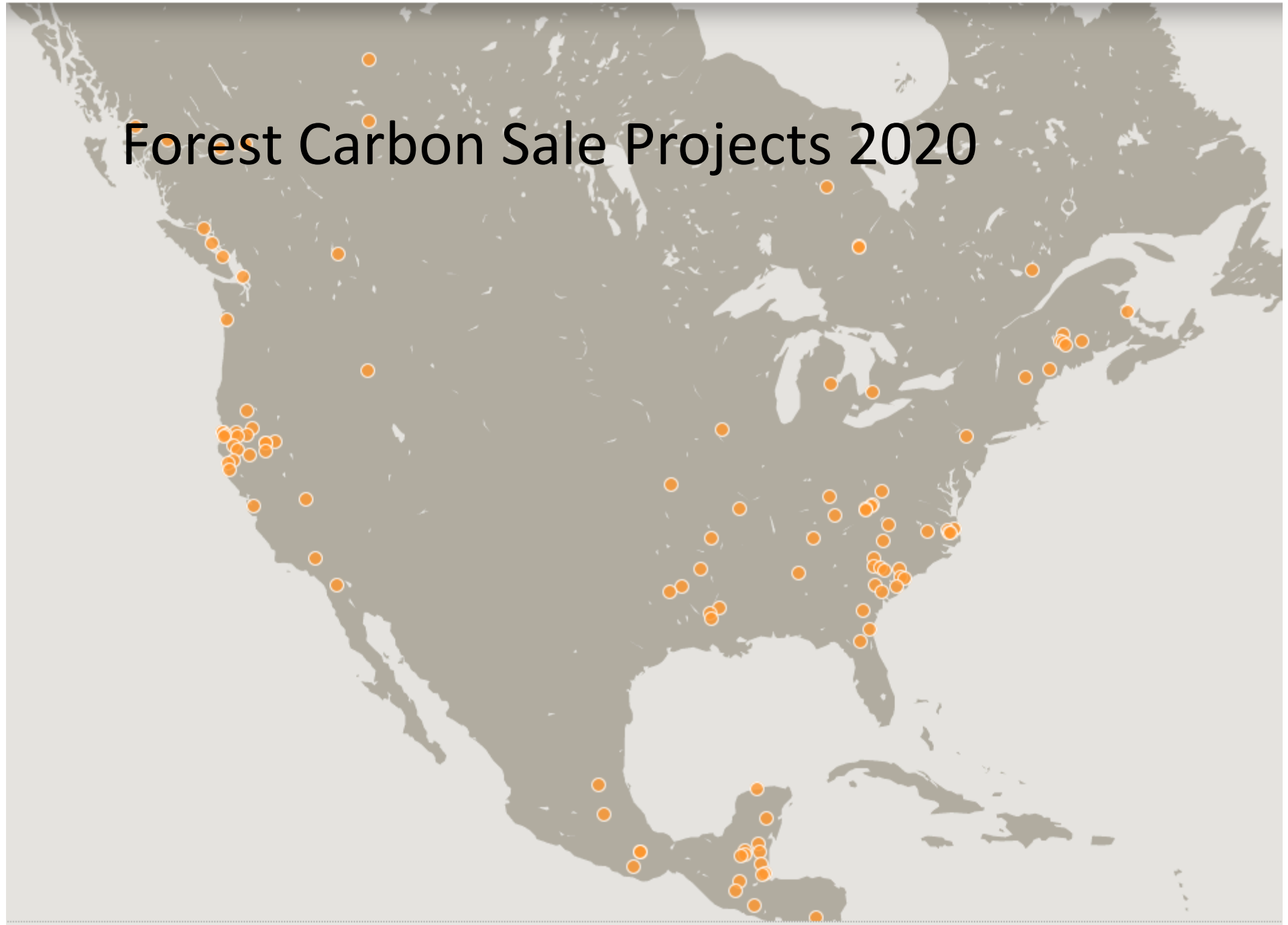
How much forestland is in forest carbon offset markets so far?

Forest Carbon Sale Projects 2000

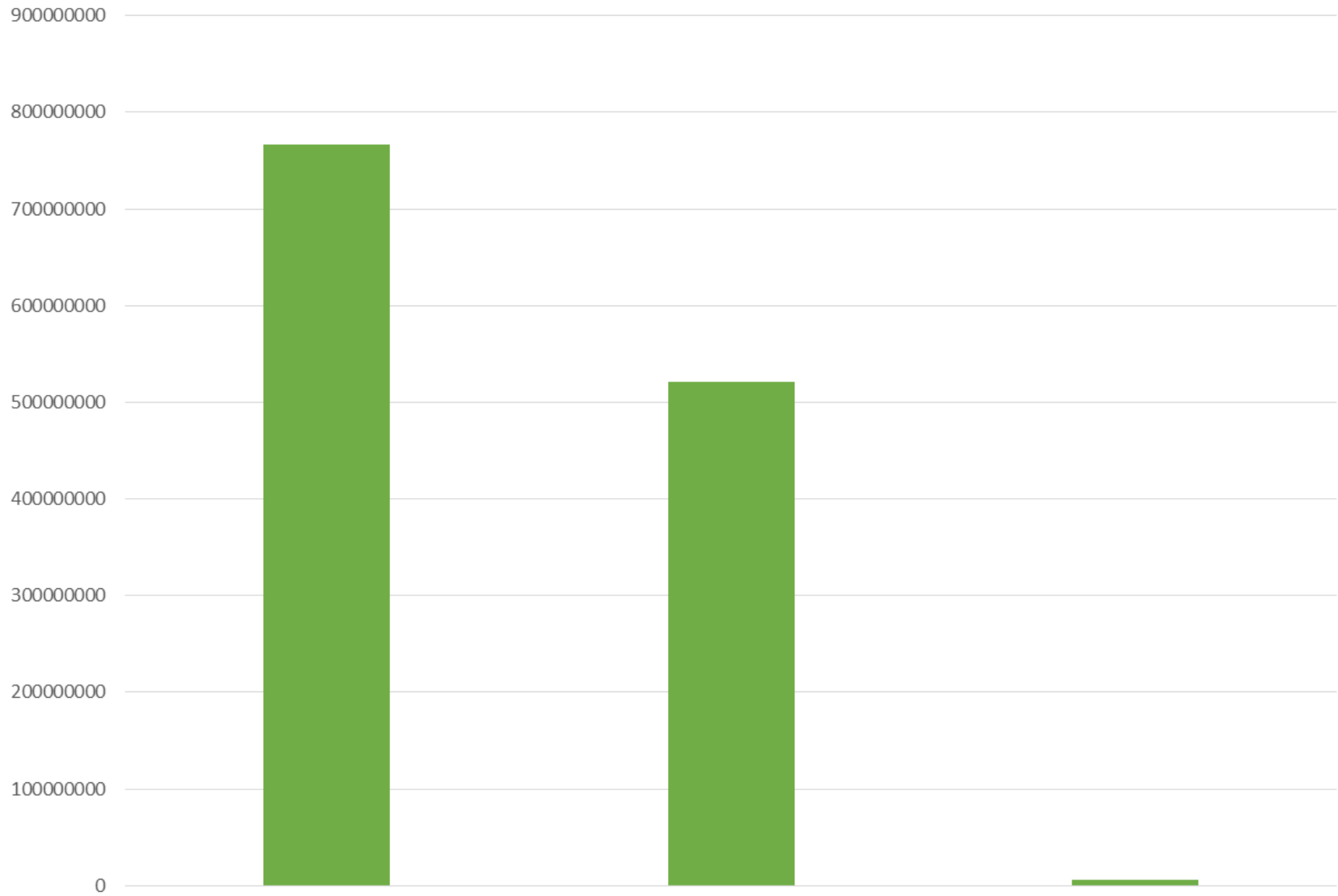


Source: Forest Trends

Forest Carbon Sale Projects 2020



Forestland, Timberland & Forest Carbon Project Acreage - US 2021 (1000 acres)

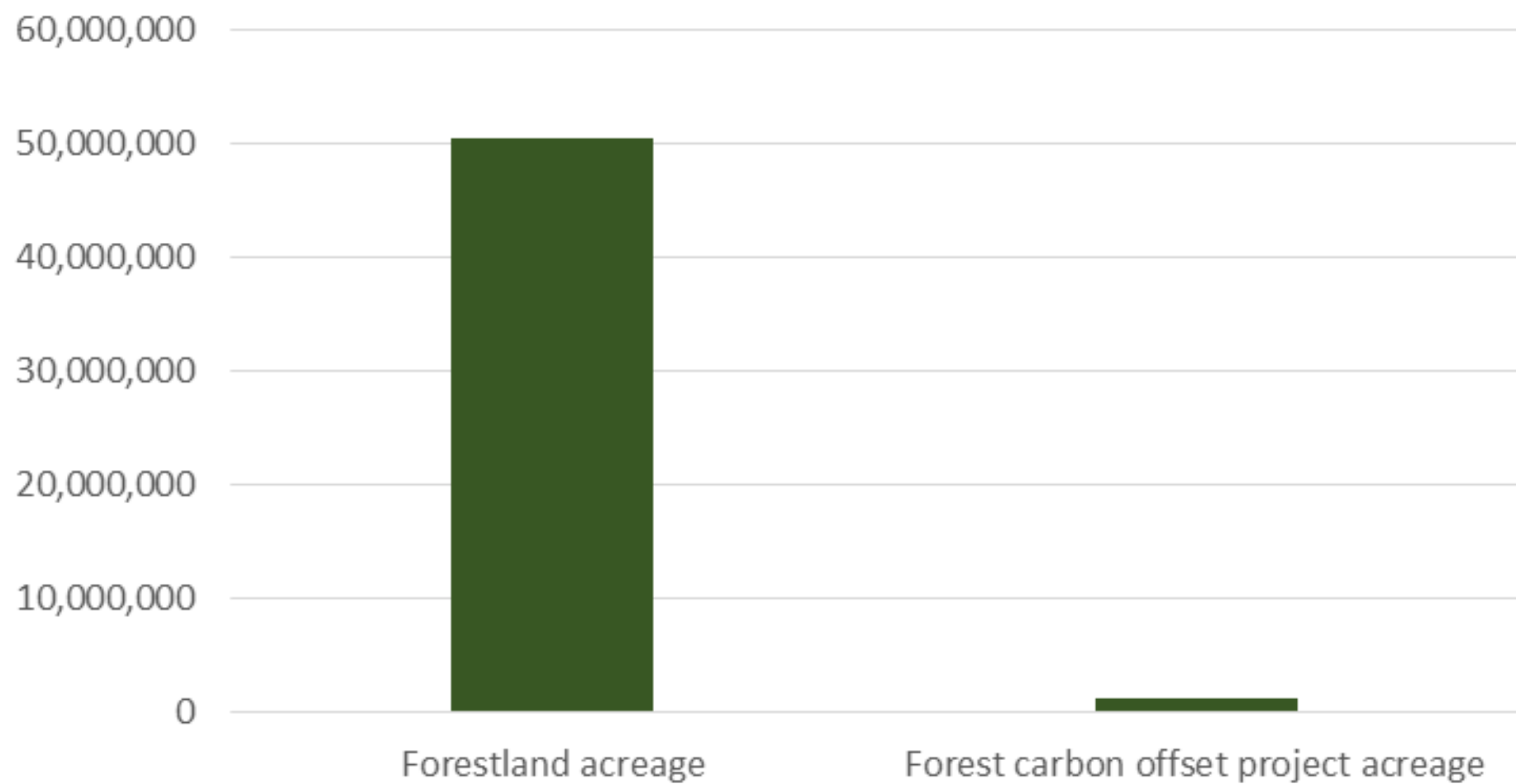


Total Forestland acreage US

Total Timberland acreage US

Total Forest Carbon Project Acreage

Forest acres vs. carbon project acreage: NE/NY



UNITED STATES

Grannton

Middletown

Waterbury

Bridgeport

Hartford

Meriden

R.I.

MASS.

Barnstable

Nantucket

There is a lot of debate over carbon offsets right now, which likely means that they will continue to evolve...



A Nonprofit Promised to Preserve Wildlife. Then It Made Millions Claiming It Could Cut Down Trees.

The Massachusetts Audubon Society has managed its land as wildlife habitat for years. Here's how the carbon credits it sold may have fueled climate change.

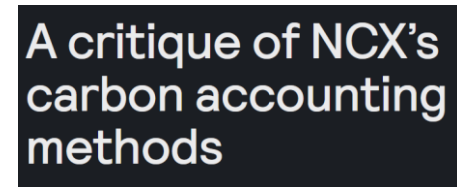


Systematic over-crediting in California's forest carbon offsets program

[Grayson Badgley](#), [Jeremy Freeman](#), [Joseph J. Hamman](#), [Barbara Haya](#), [Anna T. Trugman](#), [William R.L. Anderegg](#), [Danny Cullenward](#)

doi: <https://doi.org/10.1101/2021.04.28.441870>

Now published in *Global Change Biology* doi: [10.1111/gcb.15943](https://doi.org/10.1111/gcb.15943)



The U.S. Is About to Go All in on Paying Farmers and Foresters to Trap Carbon

The problem is, it's unclear if "Carbon Offsets" even work



1. These Trees Are Not What They Seem: www.bloomberg.com/
2. A Nonprofit Promised to Preserve Wildlife. Then It Made Millions Claiming It Could Cut Down Trees: www.propublica.org/
3. The U.S. Is About to Go All in on Paying Farmers and Foresters to Trap Carbon: www.rollingstone.com
4. Rethinking Forest Carbon Offsets: www.caryinstitute.org/
5. Systematic Over-crediting in California's Forest Carbon Offsets Program: www.biorxiv.org/
6. A Critique of NCX's Carbon Accounting Methods: www.carbonplan.org/
7. A Framework to Ensure that Voluntary Carbon Markets Will Truly Help Combat Climate Change: www.brookings.edu/
8. The Forest for the Carbon: <http://outsideinradio.org/>
9. John Oliver: <https://www.youtube.com/watch?v=6p8zAbFKpW0>



www.northeastforestcarbon.org

Sign up for
new forest
carbon
newsletter
and links to
4 forest
carbon
webinars:



In this Issue:

Issue 1, 2022

- [What's this? A new effort - all about forest carbon in the Northeast -](#)
- [Who to contact in your state on forest carbon](#)
- [The Securing Northeast Forest Carbon Program website](#)
- [What's to come?](#)

**What's this? A new effort - all
about forest carbon in the
Northeast - Securing Northeast
Forest Carbon Program**

www.northeastforestcarbon.org

Charles Levesque

North East *State* Foresters Association

levesque@inrsllc.com

603-588-3272

